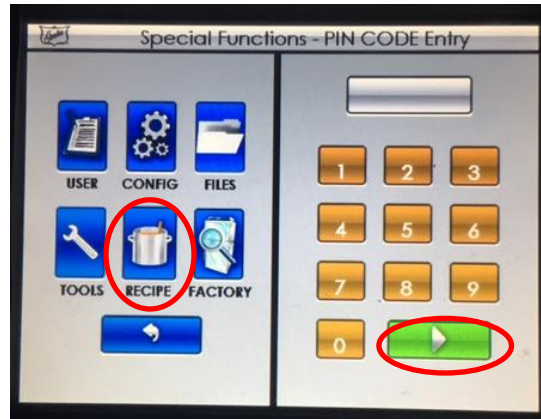



DUKE FLEXBAKE OVEN RECIPE EDIT- NEW FORMULA - JULY 2017



1. Turn on the oven and press the exclamation point (!) in the top right corner.



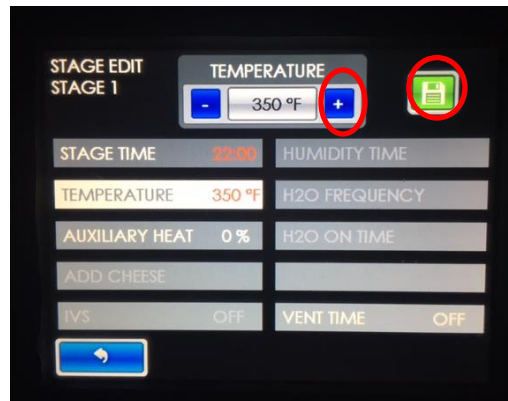
2. Press the Recipe button, enter the pin code "5678", then press the  button



3. You are now in "Recipe Edit" mode which is displayed in the upper left corner of the screen. Select "Full Bake" (or any of the other bread baking recipes that will be edited)



4. Once in the bread baking recipe, select "Stage 5".



5. Press "Temperature", then change to "360" utilizing the "+" button, then press the green 'save' button in the upper right corner. When complete, press the back arrow.


6. Select Stage 6, then repeat changing the temperature to 360 (refer to step 5).

7. Once recipe editing is complete, press the back arrow until you reach the main menu.


-These steps will be repeated for each Bread baking recipe (Full Bake, Half Bake, Full Bake/Cheese, Half Bake/Cheese)

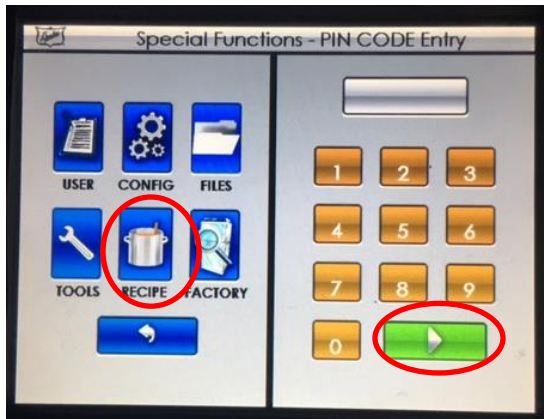
****Bread should be floor retarded to 55-60 degrees in the Flexbake Oven**

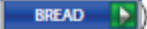
DUKE DIGITAL BREAD OVEN RECIPE EDIT- NEW FORMULA - JULY 2017

1. To access the SPECIAL FUNCTIONS, touch  button on the Main Tool Bar.





Press the Recipe button. enter the pin code "5678", then press the  button'



2. Touch the button for the recipe you want to edit (i.e. .



3. To edit the temperature, press the  button until it reaches 360. Make sure to press the  button next to the recipe name to save changes



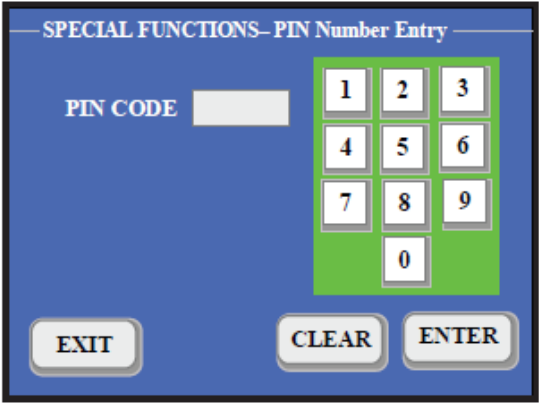
4. Once recipe editing is complete, press the back arrow until you reach the main menu.

DUKE DIGITAL BREAD OVEN (older) RECIPE EDIT– NEW FORMULA - JULY 2017

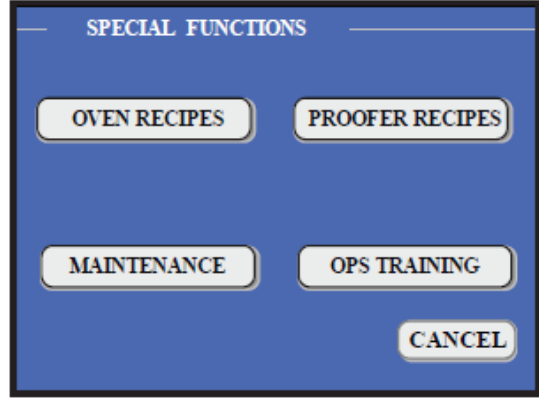
1. Press and hold the **OVEN** button for Approx 5 seconds or until the Special Functions Screen opens.



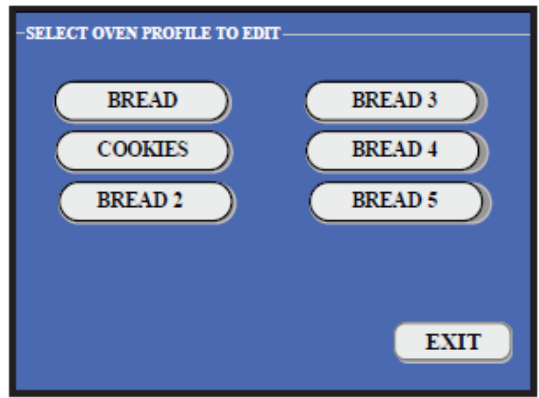
2. Press **CLEAR, 2 0 4 6** and **ENTER**.



3. Select **OVEN RECIPES**.



4. Press the button for the profile you want to edit (Bread)



5. Press the button value you want to change (temperature). Once highlighted, use the keypad to key in '360'. Press the 'Save' button, then press 'Exit' to return to the home screen.

